

What Can You Do With Pearlescent Paper

Embossing Folders

Glenda Calkins

616-340-2406

glenda@thestampcamp.com

<https://stamp1.ink/shop>



All images © 1990 - 2022 Stampin' Up!®

All cards designed by Glenda Calkins of The Stamp Camp

Click [HERE](#) to shop my store

Cutting Dimensions:

Early Espresso: 4 1/4" X 11" scored at 5 1/2"

Petal Pink: 3 7/8" X 5 1/8"

Pearlescent Paper: 3 3/4" X 5"

Very Vanilla: 4" X 5 1/4"

Scraps for Sentiment mats

This is a Stamp Camp project sheet and is NOT a PDF tutorial. Join me on Thursday nights on my YouTube Channel "[The Stamp Camp](#)" for step by step instructions live at 8:00PM EST or catch the recorded video.

What Can You Do With Pearlescent Paper

Embossing Folders

Glenda Calkins

616-340-2406


glenda@thestampcamp.com

<https://stamp1.ink/shop>



[Friends Are Like Seashells Photopolymer Stamp Set \(English\) - 158203](#)

Price: \$26.00



[All That Dies - 159078](#)

Price: \$28.00



[Stylish Shapes Dies - 159183](#)

Price: \$30.00



[Seashells 3D Embossing Folder - 154309](#)

Price: \$9.00



[Pearlescent Specialty Paper - 154291](#)

Price: \$4.00



[Early Espresso 8-1/2" X 11" Cardstock - 119686](#)

Price: \$9.25

What Can You Do With Pearlescent Paper

Embossing Folders

Glenda Calkins

616-340-2406

glenda@thestampcamp.com

<https://stamp1.ink/shop>



Petal Pink 8-1/2" X 11" Cardstock - 146985

Price: \$9.25



Very Vanilla 8-1/2" X 11" Cardstock - 101650

Price: \$10.25



Early Espresso Classic Stampin' Pad - 147114

Price: \$8.00



Petal Pink Classic Stampin' Pad - 147108

Price: \$8.00



Elegant Faceted Gems - 152464

Price: \$7.50

Add All to Cart

What Can You Do With Pearlescent Paper

Blending Brushes

Glenda Calkins

616-340-2406

glenda@thestampcamp.com

<https://stamp1.ink/shop>



All images © 1990 - 2022 Stampin' Up!®

All cards designed by Glenda Calkins of The Stamp Camp

Click [HERE](#) to shop my store

Cutting Dimensions:

Mint Macaron: 4 1/4" X 11" scored at 5 1/2"

Early Espresso: 4" X 5 1/4"

Pearlescent Paper: 4" X 5 1/4"

Very Vanilla: 4" X 5 1/4"

Very Vanilla: 1 1/4" X 4 1/4"

This is a Stamp Camp project sheet and is NOT a PDF tutorial. Join me on Thursday nights on my YouTube Channel "[The Stamp Camp](#)" for step by step instructions live at 8:00PM EST or catch the recorded video.

What Can You Do With Pearlescent Paper

Blending Brushes

Glenda Calkins

616-340-2406

glenda@thestampcamp.com

<https://stamp1.ink/shop>



[Friends Are Like Seashells Photopolymer Stamp Set \(English\) - 158203](#)

Price: \$26.00




[Seaside Seashells Dies - 156095](#)

Price: \$34.00



[Seashells 3D Embossing Folder - 154309](#)

Price: \$9.00



[Stylish Shapes Dies - 159183](#)

Price: \$30.00



[Coastal Cabana Classic Stampin' Pad - 147097](#)

Price: \$8.00



[Early Espresso Classic Stampin' Pad - 147114](#)

Price: \$8.00

What Can You Do With Pearlescent Paper

Blending Brushes

Glenda Calkins

616-340-2406

glenda@thestampcamp.com

<https://stamp1.ink/shop>



Early Espresso 8-1/2" X 11" Cardstock - 119686

Price: \$9.25



Mint Macaron 8-1/2" X 11" Cardstock - 138337

Price: \$9.25




Very Vanilla 8-1/2" X 11" Cardstock - 101650

Price: \$10.25



Blending Brushes - 153611

Price: \$12.50



Rustic Metallic Adhesive-Backed Dots - 159082

Price: \$8.00

Add All to Cart

What Can You Do With Pearlescent Paper

Faux Polished Stone Embossed

Glenda Calkins

616-340-2406

glenda@thestampcamp.com

<https://stamp1.ink/shop>



All images © 1990 - 2022 Stampin' Up!®

All cards designed by Glenda Calkins of The Stamp Camp

Click [HERE](#) to shop my store

Cutting Dimensions:

Very Vanilla Thick: 4 1/4" X 11" scored at 5 1/2"

Pearlescent Paper: 4" X 5 1/4"

Bermuda Bay: 4" X 5"

Very Vanilla: 4" X 5"

Very Vanilla scraps for stamping

Bermuda Bay scraps for die cutting

This is a Stamp Camp project sheet and is NOT a PDF tutorial. Join me on Thursday nights on my YouTube Channel "[The Stamp Camp](#)" for step by step instructions live at 8:00PM EST or catch the recorded video.

What Can You Do With Pearlescent Paper

Faux Polished Stone Embossed

Glenda Calkins

616-340-2406

glenda@thestampcamp.com

<https://stamp1.ink/shop>



[Framed Florets Bundle \(English\) - 162407](#)

Price: \$54.00



[Pretty Flowers Embossing Folder - 155428](#)

Price: \$7.50



[Bermuda Bay 8-1/2" X 11" Cardstock - 131197](#)

Price: \$9.25



[Very Vanilla 8-1/2" X 11" Thick Cardstock - 144237](#)

Price: \$8.75



[Very Vanilla 8-1/2" X 11" Cardstock - 101650](#)

Price: \$10.25



[Tuxedo Black Memento Ink Pad - 132708](#)

Price: \$6.00

What Can You Do With Pearlescent Paper

Faux Polished Stone Embossed

Glenda Calkins

616-340-2406

glenda@thestampcamp.com

<https://stamp1.ink/shop>



Bermuda Bay Classic Stampin' Ink Refill - 131156

Price: \$4.00



Coastal Cabana Classic Stampin' Ink Refill - 131164

Price: \$4.00



Bermuda Bay Stampin' Blends Combo Pack - 154878

Price: \$9.00




Daffodil Delight Stampin' Blends Combo Pack - 154883

Price: \$9.00



Granny Apple Green Stampin' Blends Combo Pack - 154885

Price: \$9.00



Champagne Rhinestone Basic Jewels - 151193

Price: \$6.00

Add All to Cart

What Can You Do With Pearlescent Paper

Heat Embossing

Glenda Calkins

616-340-2406

glenda@thestampcamp.com

<https://stamp1.ink/shop>



All images © 1990 - 2022 Stampin' Up!®

All cards designed by Glenda Calkins of The Stamp Camp

Click [HERE](#) to shop my store

Cutting Dimensions:

Very Vanilla Thick: 4 1/4" X 11" scored at 5 1/2"

Basic Black: 3 7/8" X 5 1/8"

Pearlescent Paper: 3 3/4" X 5", 1 1/2" X 4"

Basic Black: 4" X 5"

Very Vanilla: 4" X 5"

This is a Stamp Camp project sheet and is NOT a PDF tutorial. Join me on Thursday nights on my YouTube Channel "[The Stamp Camp](#)" for step by step instructions live at 8:00PM EST or catch the recorded video.

What Can You Do With Pearlescent Paper

Heat Embossing

Glenda Calkins

616-340-2406

glenda@thestampcamp.com

<https://stamp1.ink/shop>



Framed Florets Bundle (English) - 162407

Price: \$54.00



Basic Black 8-1/2" X 11" Cardstock - 121045

Price: \$9.25



Very Vanilla 8-1/2" X 11" Thick Cardstock - 144237

Price: \$8.75



Very Vanilla 8-1/2" X 11" Cardstock - 101650

Price: \$10.25



Pearlescent Specialty Paper - 154291

Price: \$4.00



Polished Pink Classic Stampin' Ink Refill - 155713

Price: \$4.00

What Can You Do With Pearlescent Paper

Heat Embossing

Glenda Calkins

616-340-2406

glenda@thestampcamp.com

<https://stamp1.ink/shop>



Melon Mambo Classic Stampin' Ink Refill - 115662

Price: \$4.00



VersaMark Pad - 102283

Price: \$9.50



Basics Embossing Powders - 155554

Price: \$18.00



Heat Tool - 129053

Price: \$30.00



Glossy Dots Assortment - 158827

Price: \$8.00



Flirty Flamingo Stampin' Blends Combo Pack - 154884

Price: \$9.00

What Can You Do With Pearlescent Paper

Heat Embossing

Glenda Calkins

616-340-2406

glenda@thestampcamp.com

<https://stamp1.ink/shop>



[Granny Apple Green Stampin' Blends Combo Pack - 154885](#)

Price: \$9.00



[Old Olive Stampin' Blends Combo Pack - 154892](#)

Price: \$9.00



[Daffodil Delight Stampin' Blends Combo Pack - 154883](#)

Price: \$9.00



[Polished Pink 3/8" \(1 Cm\) Open Weave Ribbon - 155714](#)

Price: \$7.00

Add All to Cart