

What Can I Do With Ink Refills

Scenic Baby Wipe Technique

Glenda Calkins

616-340-2406

glenda@thestampcamp.com

<https://stamp1.ink/shop>



All images © 1990 - 2022 Stampin' Up!®

All cards designed by Glenda Calkins of The Stamp Camp

Click [HERE](#) to shop my store

Cutting Dimensions:

Balmy Blue: 5 1/2" X 8 1/2" scored at 4 1/4"

Basic Black: 4" X 5 1/4"

Basic White: (2) 4" X 5 1/4"

Basic White: 1" X 5"

Basic Black 2 1/2" X 3"

This is a Stamp Camp project sheet and is NOT a PDF tutorial. Join me on Thursday nights on my YouTube Channel "[The Stamp Camp](#)" for step by step instructions live at 8:00PM EST or catch the recorded video.

What Can I Do With Ink Refills

Scenic Baby Wipe Technique

Glenda Calkins

616-340-2406

glenda@thestampcamp.com

<https://stamp1.ink/shop>



Grove Dies - 157844

Price: \$39.00



Harvest Dies - 156504

Price: \$38.00



Wildlife Wonder Cling Stamp Set (English) - 157923

Price: \$24.00



Basic Black 8-1/2" X 11" Cardstock - 121045

Price: \$9.25



Basic White 8-1/2" X 11" Cardstock - 159276

Price: \$10.25



Balmy Blue 8-1/2" X 11" Cardstock - 146982

Price: \$9.25

What Can I Do With Ink Refills

Scenic Baby Wipe Technique

Glenda Calkins

616-340-2406

glenda@thestampcamp.com

<https://stamp1.ink/shop>



[Balmy Blue Classic Stampin' Ink Refill - 147168](#)

Price: \$4.00



[Daffodil Delight Classic Stampin' Ink Refill - 119672](#)

Price: \$4.00



[Granny Apple Green Classic Stampin' Ink Refill - 147163](#)

Price: \$4.00




[Pumpkin Pie Classic Stampin' Ink Refill - 105229](#)

Price: \$4.00



[Tuxedo Black Memento Ink Pad - 132708](#)

Price: \$6.00



[Matte Black Dots - 154284](#)

Price: \$7.00

Add All to Cart

What Can I Do With Ink Refills

Faux Polished Stone

Glenda Calkins

616-340-2406

glenda@thestampcamp.com

<https://stamp1.ink/shop>



All images © 1990 - 2022 Stampin' Up!®

All cards designed by Glenda Calkins of The Stamp Camp

Click [HERE](#) to shop my store

Cutting Dimensions:

Highland Heather: 4 1/4" X 11" scored at 5 1/2"

Basic White: 4" X 5 1/4"

Shimmery White: 3 3/4" X 4 1/4"

Basic White: 4" X 5 1/4"

This is a Stamp Camp project sheet and is NOT a PDF tutorial. Join me on Thursday nights on my YouTube Channel "[The Stamp Camp](#)" for step by step instructions live at 8:00PM EST or catch the recorded video.

What Can I Do With Ink Refills

Faux Polished Stone

Glenda Calkins

616-340-2406

glenda@thestampcamp.com

<https://stamp1.ink/shop>



Happiness Abounds Photopolymer Stamp Set (English) - 159238

Price: \$23.00



Highland Heather 8-1/2" X 11" Cardstock - 146986

Price: \$9.25



Basic White 8-1/2" X 11" Cardstock - 159276

Price: \$10.25



Shimmery White 8-1/2" X 11" Cardstock - 101910

Price: \$10.00



Gorgeous Grape Classic Stampin' Pad - 147099

Price: \$8.00



Highland Heather Classic Stampin' Ink Refill - 147167

Price: \$4.00

What Can I Do With Ink Refills

Faux Polished Stone

Glenda Calkins

616-340-2406

glenda@thestampcamp.com

<https://stamp1.ink/shop>



Gorgeous Grape Classic Stampin' Ink Refill - 147164

Price: \$4.00



Glossy Dots Assortment - 158827

Price: \$8.00

Add All to Cart

What Can I Do With Ink Refills

Shaving Cream Technique

Glenda Calkins

616-340-2406

glenda@thestampcamp.com

<https://stamp1.ink/shop>



All images © 1990 - 2022 Stampin' Up!®

All cards designed by Glenda Calkins of The Stamp Camp

Click [HERE](#) to shop my store

Cutting Dimensions:

Thick Basic White: 4 1/4" X 11" scored at 5 1/2"

Bermuda Bay: 4" X 5 1/4"

Basic White: 3 7/8" X 5 1/8"

Silver Foil: 3" X 5"

Bermuda Bay: 1 3/4" X 3 1/4"

This is a Stamp Camp project sheet and is NOT a PDF tutorial. Join me on Thursday nights on my YouTube Channel "[The Stamp Camp](#)" for step by step instructions live at 8:00PM EST or catch the recorded video.

What Can I Do With Ink Refills

Shaving Cream Technique

Glenda Calkins

616-340-2406

glenda@thestampcamp.com

<https://stamp1.ink/shop>



[Artistically Inked Cling Stamp Set - 154542](#)

Price: \$24.00



[Artistic Dies - 155371](#)

Price: \$35.00




[Seasonal Labels Dies - 156299](#)

Price: \$38.00



[Basic White 8-1/2" X 11" Thick Cardstock - 159229](#)

Price: \$8.75



[Basic White 8-1/2" X 11" Cardstock - 159276](#)

Price: \$10.25



[Bermuda Bay 8-1/2" X 11" Cardstock - 131197](#)

Price: \$9.25

What Can I Do With Ink Refills


Shaving Cream Technique

Glenda Calkins

616-340-2406

glenda@thestampcamp.com

<https://stamp1.ink/shop>



Silver Foil 12" X 12" (30.5 X 30.5 Cm) Specialty Pack - 156457

Price: \$10.00



Balmy Blue Classic Stampin' Ink Refill - 147168

Price: \$4.00



Bermuda Bay Classic Stampin' Ink Refill - 131156

Price: \$4.00




Granny Apple Green Classic Stampin' Ink Refill - 147163

Price: \$4.00



Simply Elegant Trim - 155766

Price: \$7.50



Festive Pearls - 159963

Price: \$7.00

What Can I Do With Ink Refills

Shaving Cream Technique

Glenda Calkins

616-340-2406

glenda@thestampcamp.com

<https://stamp1.ink/shop>



VersaMark Pad - 102283

Price: \$9.50



Metallics Embossing Powders - 155555

Price: \$18.00



Heat Tool - 129053

Price: \$30.00

Add All to Cart

What Can I Do With Ink Refills

Shaving Cream With Dies Technique

Glenda Calkins

616-340-2406

glenda@thestampcamp.com

<https://stamp1.ink/shop>



All images © 1990 - 2022 Stampin' Up!®

All cards designed by Glenda Calkins of The Stamp Camp

Click [HERE](#) to shop my store

Cutting Dimensions:

Thick Basic White: 4 1/4" X 11" scored at 5 1/2"

Bermuda Bay: 4 7/8" X 5 1/8"

Basic White: 3 3/4" X 5"

Basic White: 3 1/2" X 3 1/2"

Basic White: 1" X 3"

Bermuda Bay: 1/2" X 3 1/2"

This is a Stamp Camp project sheet and is NOT a PDF tutorial. Join me on Thursday nights on my YouTube Channel "[The Stamp Camp](#)" for step by step instructions live at 8:00PM EST or catch the recorded video.

What Can I Do With Ink Refills

Shaving Cream With Dies Technique

Glenda Calkins

616-340-2406

glenda@thestampcamp.com

<https://stamp1.ink/shop>



Cottage Rose Bundle (English) - 159048

Price: \$53.00



Split Card Textures Dies - 159162

Price: \$28.00




Frosted Flurry Dies - 159811

Price: \$34.00



Basic White 8-1/2" X 11" Thick Cardstock - 159229

Price: \$8.75



Basic White 8-1/2" X 11" Cardstock - 159276

Price: \$10.25



Bermuda Bay 8-1/2" X 11" Cardstock - 131197

Price: \$9.25

What Can I Do With Ink Refills

Shaving Cream With Dies Technique

Glenda Calkins

616-340-2406

glenda@thestampcamp.com

<https://stamp1.ink/shop>



Balmy Blue Classic Stampin' Ink Refill - 147168

Price: \$4.00



Bermuda Bay Classic Stampin' Ink Refill - 131156

Price: \$4.00



Daffodil Delight Classic Stampin' Ink Refill - 119672

Price: \$4.00



Granny Apple Green Classic Stampin' Ink Refill - 147163

Price: \$4.00



Pool Party Classic Stampin' Ink Refill - 122933

Price: \$4.00



Bermuda Bay Classic Stampin' Pad - 147096

Price: \$8.00

What Can I Do With Ink Refills

Shaving Cream With Dies Technique

Glenda Calkins

616-340-2406

glenda@thestampcamp.com

<https://stamp1.ink/shop>




Jet Black Stazon Pad - 101406

Price: \$10.00



Water Painters - 151298

Price: \$13.00



Iridescent Pearl Basic Jewels - 158987

Price: \$7.50

Add All to Cart

What Can I Do With Ink Refills

Stencils and Spritzers

Glenda Calkins

616-340-2406

glenda@thestampcamp.com

<https://stamp1.ink/shop>



All images © 1990 - 2022 Stampin' Up!®

All cards designed by Glenda Calkins of The Stamp Camp

Click [HERE](#) to shop my store

Cutting Dimensions:

Real Red: 4 1/4" X 11" scored at 5 1/2"

Garden Green: 3 7/8" X 5 1/8"

Basic White: 3 3/4" X 5"

Basic White: 1 1/2" X 4"

Garden Green: 1 1/2" X 4"

Sweetest Christmas Designer Series Paper: 2 Candy Canes

Basic White: 4" X 5 1/4"

This is a Stamp Camp project sheet and is NOT a PDF tutorial. Join me on Thursday nights on my YouTube Channel "[The Stamp Camp](#)" for step by step instructions live at 8:00PM EST or catch the recorded video.

What Can I Do With Ink Refills

Stencils and Spritzers

Glenda Calkins

616-340-2406

glenda@thestampcamp.com

<https://stamp1.ink/shop>




Christmas Banners Bundle (English) - 159993

Price: \$50.25



Candy Canes Dies - 159569

Price: \$35.00



Artistic Mix Decorative Masks - 159178

Price: \$10.00



Real Red Classic Stampin' Pad - 147084

Price: \$8.00



Garden Green Classic Stampin' Pad - 147089

Price: \$8.00



Balmy Blue Classic Stampin' Ink Refill - 147168

Price: \$4.00

What Can I Do With Ink Refills

Stencils and Spritzers

Glenda Calkins

616-340-2406

glenda@thestampcamp.com

<https://stamp1.ink/shop>




Real Red Stampin' Blends Combo Pack - 154899

Price: \$9.00



Textural Elements - 159966

Price: \$8.00



Festive Pearls - 159963

Price: \$7.00



Stampin' Spritzer - 126185

Price: \$3.25

Add All to Cart

What Can I Do With Ink Refills

Ink Refills and Embossing Paste

Glenda Calkins

616-340-2406

glenda@thestampcamp.com

<https://stamp1.ink/shop>



All images © 1990 - 2022 Stampin' Up!®

All cards designed by Glenda Calkins of The Stamp Camp

Click [HERE](#) to shop my store

Cutting Dimensions:

Basic Black: 5 1/2" X 8 1/2" scored at 4 1/4"

Basic Gray: 4" X 5 1/4"

Basic White: 4" X 5 1/4"

Real Red: 4 1/4" X 5 1/2"

Basic White: 3" X 4"

Basic White: 2 1/2" X 3 1/2"

This is a Stamp Camp project sheet and is NOT a PDF tutorial. Join me on Thursday nights on my YouTube Channel "[The Stamp Camp](#)" for step by step instructions live at 8:00PM EST or catch the recorded video.

What Can I Do With Ink Refills

Ink Refills and Embossing Paste

Glenda Calkins

616-340-2406

glenda@thestampcamp.com

<https://stamp1.ink/shop>




Christmas Scottie Bundle (English) - 159744

Price: \$36.75



Framed Florets Dies - 160623

Price: \$37.00



Artistic Mix Decorative Masks - 159178

Price: \$10.00



Embossing Paste - 141979

Price: \$8.00



Real Red Classic Stampin' Ink Refill - 103287

Price: \$4.00



Basic Black 8-1/2" X 11" Cardstock - 121045

Price: \$9.25

What Can I Do With Ink Refills

Ink Refills and Embossing Paste

Glenda Calkins

616-340-2406


glenda@thestampcamp.com

<https://stamp1.ink/shop>



[Basic Gray 8-1/2" X 11" Cardstock - 121044](#)

Price: \$9.25



[Basic White 8-1/2" X 11" Cardstock - 159276](#)

Price: \$10.25



[Real Red 8-1/2" X 11" Cardstock - 102482](#)

Price: \$9.25




[Tuxedo Black Memento Ink Pad - 132708](#)

Price: \$6.00



[Real Red Classic Stampin' Pad - 147084](#)

Price: \$8.00



[Matte Black Dots - 154284](#)

Price: \$7.00

Add All to Cart

What Can I Do With Ink Refills

Ink Refill Splatter Technique

Glenda Calkins

616-340-2406

glenda@thestampcamp.com

<https://stamp1.ink/shop>



All images © 1990 - 2022 Stampin' Up!®

All cards designed by Glenda Calkins of The Stamp Camp

Click [HERE](#) to shop my store

Cutting Dimensions:

Thick Basic White: 4 1/4" X 11" scored at 5 1/2"

Polished Pink: 3 3/4" X 5"

Basic White: 3 1/2" X 4 3/4"

Basic White: 3 1/2" X 3 1/2"

Basic White: 2" X 2 3/4"

This is a Stamp Camp project sheet and is NOT a PDF tutorial. Join me on Thursday nights on my YouTube Channel "[The Stamp Camp](#)" for step by step instructions live at 8:00PM EST or catch the recorded video.

What Can I Do With Ink Refills

Ink Refill Splatter Technique

Glenda Calkins

616-340-2406

glenda@thestampcamp.com

<https://stamp1.ink/shop>



[Lovely & Lasting Bundle \(English\) - 158652](#)

Price: \$36.75



[Basic White 8-1/2" X 11" Thick Cardstock - 159229](#)

Price: \$8.75



[Basic White 8-1/2" X 11" Cardstock - 159276](#)

Price: \$10.25



[Polished Pink 8-1/2" X 11" Cardstock - 155710](#)

Price: \$9.25



[Garden Green Classic Stampin' Pad - 147089](#)

Price: \$8.00



[Pear Pizzazz Classic Stampin' Pad - 147104](#)

Price: \$8.00

What Can I Do With Ink Refills

Ink Refill Splatter Technique

Glenda Calkins

616-340-2406

glenda@thestampcamp.com

<https://stamp1.ink/shop>




Polished Pink Classic Stampin' Pad - 155712

Price: \$8.00



Pear Pizzazz Classic Stampin' Ink Refill - 131160

Price: \$4.00



2021-2023 In Color Opal Rounds - 159185

Price: \$8.50



Water Painters - 151298

Price: \$13.00

Add All to Cart

What Can I Do With Ink Refills

Watercolor Wash Technique

Glenda Calkins

616-340-2406

glenda@thestampcamp.com

<https://stamp1.ink/shop>



All images © 1990 - 2022 Stampin' Up!®

All cards designed by Glenda Calkins of The Stamp Camp

Click [HERE](#) to shop my store

Cutting Dimensions:

Balmy Blue: 4 1/4" X 11" scored at 5 1/2"

Basic Black: 4" X 5 1/4"

Watercolor Paper: 3 3/4" X 5"

Watercolor Paper: 1 1/4" X 3 3/4"

Basic White: 3 1/2" X 3 1/2"

Basic White: 4" X 5 1/4"

This is a Stamp Camp project sheet and is NOT a PDF tutorial. Join me on Thursday nights on my YouTube Channel "[The Stamp Camp](#)" for step by step instructions live at 8:00PM EST or catch the recorded video.

What Can I Do With Ink Refills


Watercolor Wash Technique

Glenda Calkins

616-340-2406


glenda@thestampcamp.com

<https://stamp1.ink/shop>



[Adventurous Journey Photopolymer Stamp Set \(English\) - 159103](#)

Price: \$17.00



[Basic White 8-1/2" X 11" Cardstock - 159276](#)

Price: \$10.25



[Basic Black 8-1/2" X 11" Cardstock - 121045](#)

Price: \$9.25



[Balmy Blue 8-1/2" X 11" Cardstock - 146982](#)

Price: \$9.25



[Fluid 100 Watercolor Paper - 149612](#)

Price: \$9.00



[Tuxedo Black Memento Ink Pad - 132708](#)

Price: \$6.00

What Can I Do With Ink Refills

Watercolor Wash Technique

Glenda Calkins

616-340-2406

glenda@thestampcamp.com

<https://stamp1.ink/shop>



Balmy Blue Classic Stampin' Ink Refill - 147168

Price: \$4.00



Granny Apple Green Stampin' Blends Combo Pack - 154885

Price: \$9.00



Flirty Flamingo Stampin' Blends Combo Pack - 154884

Price: \$9.00



Bermuda Bay Stampin' Blends Combo Pack - 154878

Price: \$9.00



Daffodil Delight Stampin' Blends Combo Pack - 154883

Price: \$9.00



Water Painters - 151298

Price: \$13.00

Add All to Cart