

# Two Celebration Cards

## One Sheet Wonder Technique

Glenda Calkins

616-340-2406

[glenda@thestampcamp.com](mailto:glenda@thestampcamp.com)

<https://stamp1.ink/shop>



### Bright & Beautiful One Sheet Wonder Celebration Cards

#### One Sheet Wonder Cards with Bright & Beautiful 6 x 6 Designer Series Paper

All images © 1990 - 2023 Stampin' Up!®

All cards designed by Glenda Calkins of The Stamp Camp

Click [HERE](#) to shop my store

With (1) 6 x 6 Sheet of the Bright & Beautiful Designer Series Paper you can create two Celebration cards, one to send and one to send another day. This was my Thursday night, December 28, 2023 One Sheet Wonder video. This is not a step by step tutorial but the measurements for the cards and designer series paper. You can watch the video to see how to assemble your cut pieces.

To view the video on how to create this project click this link: <https://youtu.be/TdRLRWz9hn4>

This is a Stamp Camp project sheet and is NOT a PDF tutorial. Visit my YouTube Channel "[The Stamp Camp](#)" for step by step instructions for this One Sheet Wonder Card.

# Two Celebration Cards

## One Sheet Wonder Technique

Glenda Calkins

616-340-2406

[glenda@thestampcamp.com](mailto:glenda@thestampcamp.com)

<https://stamp1.ink/shop>



### Two Celebration Cards

All images © 1990 - 2023 Stampin' Up!®

All cards designed by Glenda Calkins of The Stamp Camp

Click [HERE](#) to shop my store

Card Base: Misty Moonlight 4 1/4" X 11" scored at 5 1/2"

Bright & Beautiful Designer Series Paper: 3" X 5", 1" X 3"

Basic White: (2) 4" X 5 1/4"

Misty Moonlight: 3 1/4" X 5 1/4", 1 1/4" X 3 1/4", 3" X 3" for punching or die cutting circle

Scraps of Misty Moonlight and Basic White for die cutting balloons and stars

This is a Stamp Camp project sheet and is NOT a PDF tutorial. Visit my YouTube Channel "[The Stamp Camp](#)" for step by step instructions for these One Sheet Wonder Cards.

# Two Celebration Cards

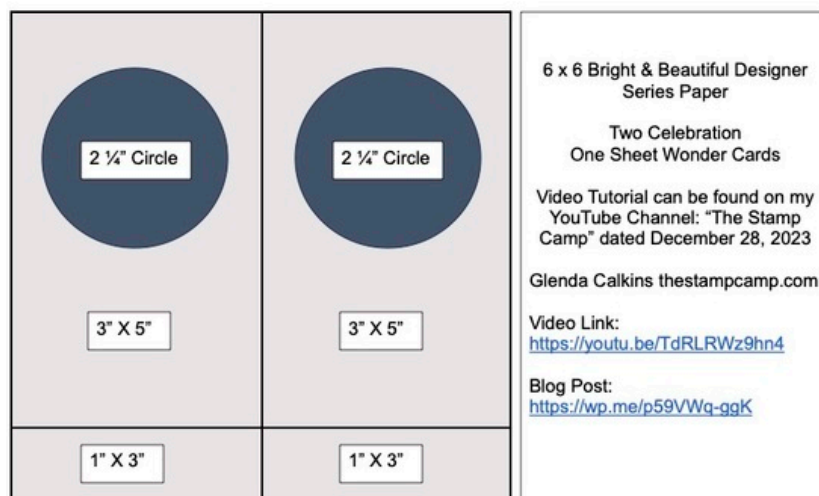
## One Sheet Wonder Technique

Glenda Calkins

616-340-2406

[glenda@thestampcamp.com](mailto:glenda@thestampcamp.com)

<https://stamp1ink/shop>



This is the One Sheet Wonder Pattern for these two Celebration cards.

Click this link to download and print the pattern: <https://stamp1ink/TwoBrightandBeautifulCards>

# Two Celebration Cards

## One Sheet Wonder Technique

Glenda Calkins

616-340-2406

[glenda@thestampcamp.com](mailto:glenda@thestampcamp.com)

<https://stamp1.ink/shop>



Beautiful Balloons Bundle (English) - 161457

Price: \$52.00



Bright & Beautiful 6" X 6" (15.2 X 15.2 Cm) Designer Series Paper - 161449

Price: \$12.50




Stylish Shapes Dies - 159183

Price: \$30.00



2-3/8" (6 Cm) Circle Punch - 161354

Price: \$22.00



Basic White 8-1/2" X 11" Cardstock - 159276

Price: \$10.50



Misty Moonlight 8-1/2" X 11" Cardstock - 153081

Price: \$10.00

# Two Celebration Cards

## One Sheet Wonder Technique

Glenda Calkins

616-340-2406

[glenda@thestampcamp.com](mailto:glenda@thestampcamp.com)

<https://stamp1.ink/shop>




Misty Moonlight Classic Stampin' Pad - 153118

Price: \$9.00



Baker's Twine Essentials Pack - 155475

Price: \$11.00



Festive Pearls - 159963

Price: \$7.00

Add All to Cart