

# What Can You Do With Card Bases & Envelopes

Box/Bag

Glenda Calkins

616-340-2406

[glenda@thestampcamp.com](mailto:glenda@thestampcamp.com)

<https://stamp1.ink/shop>



All images © 1990 - 2022 Stampin' Up!®

All cards designed by Glenda Calkins of The Stamp Camp

Click [HERE](#) to shop my store

## Cutting Dimensions:

Tea Boutique Cards & Envelopes:

- Take a Card Base and cut off 1" from the white side.
- Score at 1" on each side and 1" from score line on the colored part at 3 1/4"
- Decorate as desired

This is a Stamp Camp project sheet and is NOT a PDF tutorial. Join me on Thursday nights on my YouTube Channel "[The Stamp Camp](#)" for step by step instructions live at 8:00PM EST or catch the recorded video.

# What Can You Do With Card Bases & Envelopes

## Box/Bag

Glenda Calkins

616-340-2406

[glenda@thestampcamp.com](mailto:glenda@thestampcamp.com)

<https://stamp1.ink/shop>




Framed Florets Bundle (English) - 162407

Price: \$54.00



Tea Boutique Cards & Envelopes - 159270

Price: \$10.00



Basic White 8-1/2" X 11" Cardstock - 159276

Price: \$10.25



Orchid Oasis 8-1/2" X 11" Cardstock - 159267

Price: \$9.25



Tuxedo Black Memento Ink Pad - 132708

Price: \$6.00



Orchid Oasis Stampin' Blends Combo Pack - 159223

Price: \$9.00

# What Can You Do With Card Bases & Envelopes

## Box/Bag

Glenda Calkins

616-340-2406

[glenda@thestampcamp.com](mailto:glenda@thestampcamp.com)

<https://stamp1.ink/shop>



[Daffodil Delight Stampin' Blends Combo Pack - 154883](#)

Price: \$9.00



[Granny Apple Green Stampin' Blends Combo Pack - 154885](#)

Price: \$9.00



[Orchid Oasis 1/8" \(3.2 Mm\) Woven Metallic Ribbon - 159199](#)

Price: \$9.00



[Elegant Faceted Gems - 152464](#)

Price: \$7.50

Add All to Cart

# What Can You Do With Card Bases & Envelopes Box

Glenda Calkins

616-340-2406

[glenda@thestampcamp.com](mailto:glenda@thestampcamp.com)

<https://stamp1.ink/shop>



All images © 1990 - 2022 Stampin' Up!®

All cards designed by Glenda Calkins of The Stamp Camp

Click [HERE](#) to shop my store

## Cutting Dimensions:

Tea Boutique Cards & Envelopes:

- Score 1/2" on both sides of the score line 3 3/4" and at 4 3/4"
- Box Cut coordinating cardstock 5" X 6 1/2" score all sides at 1"
- Belly Band 1 3/4" X 11" score at 2", 3" 6 7/8" and 7 7/8"
- Decorate as desired

This is a Stamp Camp project sheet and is NOT a PDF tutorial. Join me on Thursday nights on my YouTube Channel "[The Stamp Camp](#)" for step by step instructions live at 8:00PM EST or catch the recorded video.

# What Can You Do With Card Bases & Envelopes

## Box

Glenda Calkins

616-340-2406

[glenda@thestampcamp.com](mailto:glenda@thestampcamp.com)

<https://stamp1.ink/shop>




Framed Florets Bundle (English) - 162407

Price: \$54.00



Tea Boutique Cards & Envelopes - 159270

Price: \$10.00



Basic White 8-1/2" X 11" Cardstock - 159276

Price: \$10.25



Orchid Oasis 8-1/2" X 11" Cardstock - 159267

Price: \$9.25



Tuxedo Black Memento Ink Pad - 132708

Price: \$6.00



Orchid Oasis Stampin' Blends Combo Pack - 159223

Price: \$9.00

# What Can You Do With Card Bases & Envelopes

Box

Glenda Calkins

616-340-2406

[glenda@thestampcamp.com](mailto:glenda@thestampcamp.com)

<https://stamp1.ink/shop>



Daffodil Delight Stampin' Blends Combo Pack - 154883

Price: \$9.00



Granny Apple Green Stampin' Blends Combo Pack - 154885

Price: \$9.00



Orchid Oasis 1/8" (3.2 Mm) Woven Metallic Ribbon - 159199

Price: \$9.00



Very Best Trio Punch - 159878

Price: \$21.00

Add All to Cart



# What Can You Do With Card Bases and Envelopes

## Card/Gift Card Holder All In One

Glenda Calkins

616-340-2406

[glenda@thestampcamp.com](mailto:glenda@thestampcamp.com)

<https://stamp1ink.shop>



All images © 1990 - 2022 Stampin' Up!®

All cards designed by Glenda Calkins of The Stamp Camp

Click [HERE](#) to shop my store

### Cutting Dimensions:

Tea Boutique Cards & Envelopes:

- Fold a Card Base on it's score line
- Fold a coordinating envelope in half, Cut off the top left hand flap
- Coordinating cardstock 2 1/2" X 3 1/2"
- Basic White cardstock 2 1/4" X 3 1/4"
- Extra cardstock for sentiment and mat

This is a Stamp Camp project sheet and is NOT a PDF tutorial. Join me on Thursday nights on my YouTube Channel "[The Stamp Camp](#)" for step by step instructions live at 8:00PM EST or catch the recorded video.

# What Can You Do With Card Bases and Envelopes

## Card/Gift Card Holder All In One

Glenda Calkins

616-340-2406

[glenda@thestampcamp.com](mailto:glenda@thestampcamp.com)

<https://stamp1.ink/shop>



Tea Boutique Cards & Envelopes - 159270

Price: \$10.00




Framed Florets Photopolymer Stamp Set (English) - 161815

Price: \$23.00



Label Me Lovely Punch - 151296

Price: \$19.00



2022-2024 In Color Matte Decorative Dots - 159186

Price: \$8.00



Orchid Oasis 1/8" (3.2 Mm) Woven Metallic Ribbon - 159199

Price: \$9.00



Tuxedo Black Memento Ink Pad - 132708

Price: \$6.00

Add All to Cart



## & Envelopes

# Card/Gift Card Holder All In One

Glenda Calkins

616-340-2406

[glenda@thestampcamp.com](mailto:glenda@thestampcamp.com)

<https://stamp1.ink/shop>



All images © 1990 - 2022 Stampin' Up!®

All cards designed by Glenda Calkins of The Stamp Camp

Click [HERE](#) to shop my store

### Cutting Dimensions:

## Tea Boutique Cards & Envelopes:

- Cut the top of the envelope off at 4"; seal side closed and attach to the front of your card base
- Coordinating cardstock 3 3/4" X 4 1/4"
- Basic White cardstock 3 3/4" X 4 1/4" scored at 3 1/4"
- Basic White cardstock 4" X 5 1/4"
- Scraps of coordinating cardstock for sentiment and mat

This is a Stamp Camp project sheet and is NOT a PDF tutorial. Join me on Thursday nights on my YouTube Channel "[The Stamp Camp](#)" for step by step instructions live at 8:00PM EST or catch the recorded video.

# What Can You Do With Card Bases & Envelopes

## Card/Gift Card Holder All In One

Glenda Calkins

616-340-2406

[glenda@thestampcamp.com](mailto:glenda@thestampcamp.com)

<https://stamp1.ink/shop>




Framed Florets Bundle (English) - 162407

Price: \$54.00



Tea Boutique Cards & Envelopes - 159270

Price: \$10.00



Basic White 8-1/2" X 11" Cardstock - 159276

Price: \$10.25



Orchid Oasis 8-1/2" X 11" Cardstock - 159267

Price: \$9.25



Tuxedo Black Memento Ink Pad - 132708

Price: \$6.00



Orchid Oasis 1/8" (3.2 Mm) Woven Metallic Ribbon - 159199

Price: \$9.00

# What Can You Do With Card Bases & Envelopes


Card/Gift Card Holder All In One

Glenda Calkins

616-340-2406

[glenda@thestampcamp.com](mailto:glenda@thestampcamp.com)

<https://stamp1.ink/shop>



2022-2024 In Color Matte Decorative Dots - 159186

Price: \$8.00

Add All to Cart

# What Can You Do With Card Bases & Envelopes

## Note Card Portfolio

Glenda Calkins

616-340-2406

[glenda@thestampcamp.com](mailto:glenda@thestampcamp.com)

<https://stamp1.ink/shop>



All images © 1990 - 2022 Stampin' Up!®

All cards designed by Glenda Calkins of The Stamp Camp

Click [HERE](#) to shop my store

### Cutting Dimensions:

#### Tea Boutique Cards & Envelopes

- Take 2 envelopes and on one of them cut off the flap. Slip the second envelope flap inside the cut off envelope and seal.
- Fold 2 Notecards in half
- Cut 2 pieces of Coordinating cardstock 3 1/4" X 4 3/4"
- Cut 2 pieces of coordinating Tea Boutique Designer Series Paper 3" X 4 1/2"
- Basic White cardstock 3 1/4" X 4"
- Basic White and coordinating cardstock for sentiment, stamped images and die cuts

This is a Stamp Camp project sheet and is NOT a PDF tutorial. Join me on Thursday nights on my YouTube Channel "[The Stamp Camp](#)" for step by step instructions live at 8:00PM EST or catch the recorded video.

# What Can You Do With Card Bases & Envelopes

## Note Card Portfolio

Glenda Calkins

616-340-2406

[glenda@thestampcamp.com](mailto:glenda@thestampcamp.com)

<https://stamp1.ink/shop>



[Framed Florets Bundle \(English\) - 162407](#)

Price: \$54.00



[Tea Boutique Cards & Envelopes - 159270](#)

Price: \$10.00



[Tea Boutique 6" X 6" \(15.2 X 15.2 Cm\) Designer Series Paper - 158659](#)

Price: \$12.00



[Basic White Note Cards & Envelopes - 159232](#)

Price: \$7.00



[Label Me Lovely Punch - 151296](#)

Price: \$19.00



[Basic White 8-1/2" X 11" Cardstock - 159276](#)

Price: \$10.25

# What Can You Do With Card Bases & Envelopes

## Note Card Portfolio

Glenda Calkins

616-340-2406

[glenda@thestampcamp.com](mailto:glenda@thestampcamp.com)

<https://stamp1.ink/shop>



[Starry Sky 8-1/2" X 11" Cardstock - 159263](#)

Price: \$9.25



[Tuxedo Black Memento Ink Pad - 132708](#)

Price: \$6.00



[Daffodil Delight Stampin' Blends Combo Pack - 154883](#)

Price: \$9.00



[Fresh Freesia Stampin' Blends Combo Pack - 155518](#)

Price: \$9.00



[Granny Apple Green Stampin' Blends Combo Pack - 154885](#)

Price: \$9.00



[Starry Sky Stampin' Blends Combo Pack - 159222](#)

Price: \$9.00



# What Can You Do With Card Bases & Envelopes


## Note Card Portfolio

Glenda Calkins

616-340-2406

[glenda@thestampcamp.com](mailto:glenda@thestampcamp.com)

<https://stamp1.ink/shop>



2021-2023 In Color Opal Rounds - 159185

Price: \$8.50



Elegant Faceted Gems - 152464

Price: \$7.50

Add All to Cart