

Countryside Inn Designer Series Paper

Five One Sheet Wonder Fun Fold Cards

Glenda Calkins

616-340-2406

glenda@thestampcamp.com

<https://stamp1ink/shop>



Countryside Inn Designer Series Paper One Sheet Wonder Cards

All images © 1990 - 2023 Stampin' Up!®

All cards designed by Glenda Calkins of The Stamp Camp

Click [HERE](#) to shop my store

The 5 Thank you cards on the left are the 5 cards I created during the video from one 12 X 12 Sheet of the Countryside Inn Designer Series Paper. The cards will go in order of the video. This is not a step by step tutorial but the measurements for each of the cards. You can watch the video to see how to assemble your cut pieces.

You will create one of each of the cards. I show 2 sets of cards showing you the different sentiments and different ways I added embellishments. Card #5 is the only card I switched up during the video so that is why it is showing 2 different cards.

To View the Video click this link: https://youtu.be/Tsnzk_-ubmE

To download and print the One Sheet Wonder Pattern click this link: <https://stamp1ink/Five-One-Sheet-Wonder-Cards>

This is a Stamp Camp project sheet and is NOT a PDF tutorial. Visit my YouTube Channel "[The Stamp Camp](#)" for step by step instructions for these One Sheet Wonder Cards.

Countryside Inn Designer Series Paper

Five One Sheet Wonder Fun Fold Cards

Glenda Calkins

616-340-2406

glenda@thestampcamp.com

<https://stamp1ink.shop>



Card #1 - Countryside Corners Dies with Go To Greetings Sentiment

All images © 1990 - 2023 Stampin' Up!®

All cards designed by Glenda Calkins of The Stamp Camp

Click [HERE](#) to shop my store

Card Base: Night of Navy: 5 1/2" X 8 1/2" scored at 4 1/4" and then cut on the diagonal

Night of Navy: 3" X 8 1/2" scored at 4 1/4"

Basic White: 2 3/4" X 4"

Countryside Inn Designer Series Paper: 4" X 5 1/4" cut on the diagonal, 2 3/4" X 4"

Basic White & Night of Navy scraps for sentiment

This is a Stamp Camp project sheet and is NOT a PDF tutorial. Visit my YouTube Channel "[The Stamp Camp](#)" for step by step instructions for these One Sheet Wonder Cards.

Countryside Inn Designer Series Paper

Five One Sheet Wonder Fun Fold Cards

Glenda Calkins

616-340-2406

glenda@thestampcamp.com

<https://stamp1.ink/shop>



Card #2 - Countryside Corners Dies with Go To Greetings Sentiment

All images © 1990 - 2023 Stampin' Up!®

All cards designed by Glenda Calkins of The Stamp Camp

Click [HERE](#) to shop my store

Card Base: Night of Navy: 5 1/2" X 8 1/2" scored at 4 1/4" and then cut on the diagonal

Night of Navy: 3" X 8 1/2" scored at 4 1/4"

Basic White: 2 3/4" X 4"

Countryside Inn Designer Series Paper: 4" X 5 1/4" cut on the diagonal, 2 3/4" X 4"

Basic White & Night of Navy scraps for sentiment

This is a Stamp Camp project sheet and is NOT a PDF tutorial. Visit my YouTube Channel "[The Stamp Camp](#)" for step by step instructions for these One Sheet Wonder Cards.

Countryside Inn Designer Series Paper

Five One Sheet Wonder Fun Fold Cards

Glenda Calkins

616-340-2406

glenda@thestampcamp.com

<https://stamp1.ink/shop>



Card #3 - Countryside Corners Dies with Go To Greetings Sentiment

All images © 1990 - 2023 Stampin' Up!®

All cards designed by Glenda Calkins of The Stamp Camp

Click [HERE](#) to shop my store

Card Base: Night of Navy: 4 1/4" X 11" scored at 5 1/2" and then cut on the diagonal

Night of Navy: 3" X 8 1/2" scored at 4 1/4"

Basic White: 2 3/4" X 4"

Countryside Inn Designer Series Paper: 4" X 5 1/4" cut on the diagonal, 2 3/4" X 4"

Basic White & Night of Navy scraps for sentiment

This is a Stamp Camp project sheet and is NOT a PDF tutorial. Visit my YouTube Channel "[The Stamp Camp](#)" for step by step instructions for these One Sheet Wonder Cards.

Countryside Inn Designer Series Paper

Five One Sheet Wonder Fun Fold Cards

Glenda Calkins

616-340-2406

glenda@thestampcamp.com

<https://stamp1.ink/shop>



Card #4 - Countryside Corners Dies with Go To Greetings Sentiment

All images © 1990 - 2023 Stampin' Up!®

All cards designed by Glenda Calkins of The Stamp Camp

Click [HERE](#) to shop my store

Card Base: Night of Navy: 4 1/4" X 11" scored at 5 1/2" and then cut on the diagonal

Night of Navy: 3" X 8 1/2" scored at 4 1/4"

Basic White: (2) 2 3/4" X 4"

Countryside Inn Designer Series Paper: 4" X 5 1/4" cut on the diagonal, (2) 1 1/4" X 4"

Basic White & Night of Navy scraps for sentiment

This is a Stamp Camp project sheet and is NOT a PDF tutorial. Visit my YouTube Channel "[The Stamp Camp](#)" for step by step instructions for these One Sheet Wonder Cards.

Countryside Inn Designer Series Paper

Five One Sheet Wonder Fun Fold Cards

Glenda Calkins

616-340-2406

glenda@thestampcamp.com

<https://stamp1.ink/shop>



Card #5 - Countryside Corners Dies with Go To Greetings Sentiment

All images © 1990 - 2023 Stampin' Up!®

All cards designed by Glenda Calkins of The Stamp Camp

Click [HERE](#) to shop my store

Card on the Left:

Card Base: Night of Navy: 4 1/4" X 11" scored at 5 1/2" and at 6 7/8"

Basic White: (2) 4" X 4"

Countryside Inn Designer Series Paper: (2) 1 1/2" X 4", 1 1/4" X 4"

Basic White & Night of Navy scraps for sentiment

Card on the Right:

Card Base: Night of Navy: 4 1/4" X 11" scored at 5 1/2" and at 6 3/4"

Basic White: (1) 4" X 4"

Countryside Inn Designer Series Paper: (4) 3/4" X 4", 1" X 4"

Basic White & Night of Navy scraps for sentiment

This is a Stamp Camp project sheet and is NOT a PDF tutorial. Visit my YouTube Channel "[The Stamp Camp](#)" for step by step instructions for these One Sheet Wonder Cards.

Countryside Inn Designer Series Paper

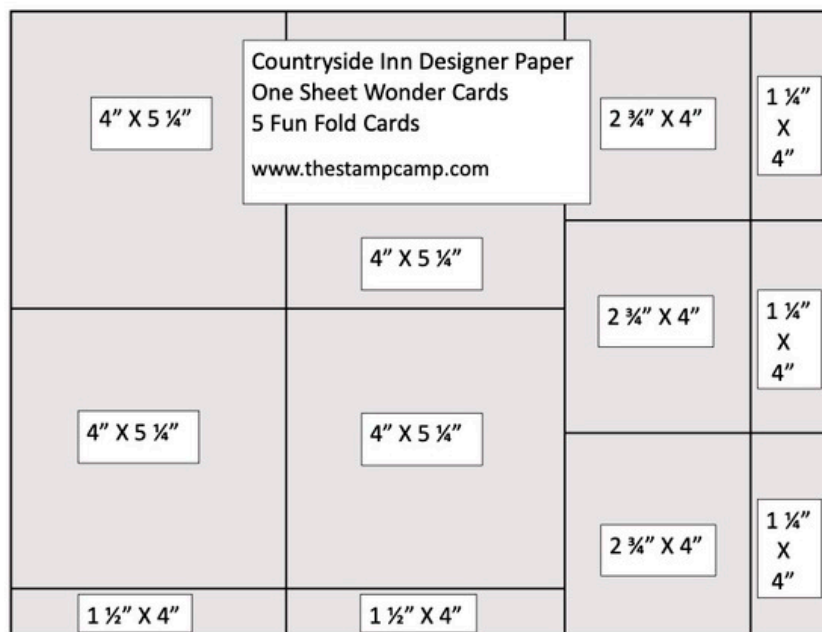
Five One Sheet Wonder Fun Fold Cards

Glenda Calkins

616-340-2406

glenda@thestampcamp.com

<https://stamp1ink.shop>



One Sheet Wonder Pattern Using a 12" X 12" piece of the Countryside Inn Designer Series Paper

All images © 1990 - 2023 Stampin' Up!®

All cards designed by Glenda Calkins of The Stamp Camp

Click [HERE](#) to shop my store

To download and print the One Sheet Wonder Pattern click this link: <https://stamp1ink/Five-One-Sheet-Wonder-Cards>

This is a Stamp Camp project sheet and is NOT a PDF tutorial. Visit my YouTube Channel "[The Stamp Camp](#)" for step by step instructions for these One Sheet Wonder Cards.

Countryside Inn Designer Series Paper

Five One Sheet Wonder Fun Fold Cards

Glenda Calkins

616-340-2406


glenda@thestampcamp.com

<https://stamp1.ink/shop>



Countryside Inn 12" X 12" (30.5 X 30.5 Cm) Designer Series Paper - 161467

Sale: \$10.62 • Price: \$12.50



Basic White 8-1/2" X 11" Cardstock - 159276

Price: \$10.50



Night Of Navy 8-1/2" X 11" Cardstock - 100867

Price: \$10.00



Countryside Corners Dies - 161471

Price: \$28.00



Go To Greetings Cling Stamp Set (English) - 158763

Price: \$24.00



Night Of Navy Classic Stampin' Pad - 147110

Price: \$9.00

Countryside Inn Designer Series Paper

Five One Sheet Wonder Fun Fold Cards

Glenda Calkins

616-340-2406


glenda@thestampcamp.com

<https://stamp1.ink/shop>



Night Of Navy 3/8" (1 Cm) Bordered Ribbon - 160581

Price: \$9.00




Iridescent Pearl Basic Jewels - 158987

Price: \$7.50



Rhinestone Basic Jewels - 144220

Price: \$6.00



2023–2025 In Color™ Dots - 161620

Price: \$8.00

Add All to Cart